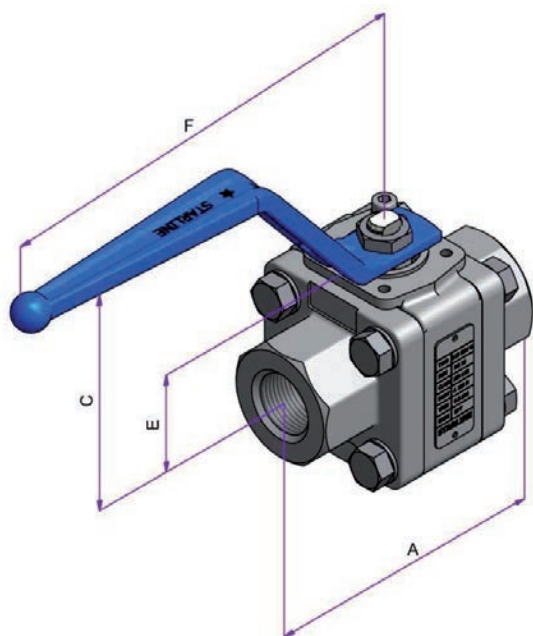
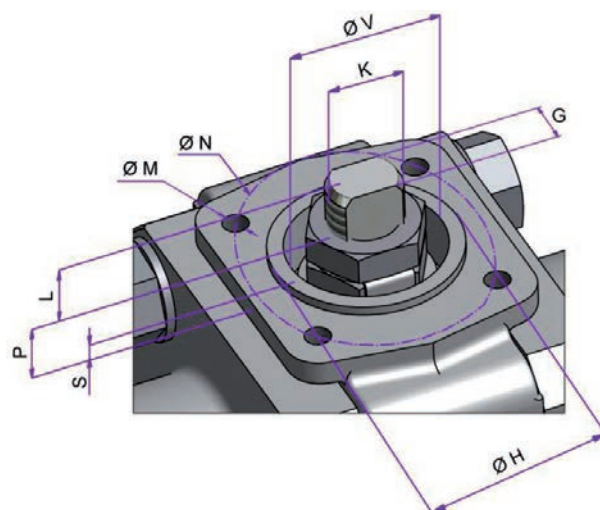


ITEM NO.	Q.TY	PART NAME	MATERIAL (LF2/316)	MATERIAL (316/316)	OPTIONS AVAILABLE
NP	1	Name Plate	AISI 316	AISI 316	
1	1	Handle	Carbon Steel + Epoxy Coated	Carbon Steel + Epoxy Coated	AISI 316
2a	2	Handle nut	AISI 304	AISI 304	AISI 316
2b					
3	1	Packing ring	Graphite	Graphite	Virgin/Reinforced PTFE
4	2	Spring washers	AISI 316 Treated	AISI 316 Treated	
5	1	Antistatic stem	AISI 316/316L Dual Certified	AISI 316/316L Dual Certified	Special materials
6	****	Gland packing	AISI 316	AISI 316	
7	1	Thrust washer	PTFE	PTFE	Reinforced PTFE – PEEK
8	1	“O”ring stem	Viton	Viton	See seat and seal material table
9	1	Ball	AISI 316/316L Dual Certified	AISI 316/316L Dual Certified	Special materials
10	2	Seats	“S”	“S”	See seat and seal material table
11	2	I° Body seals	“S”	“S”	See seat and seal material table
12	1	Body	LF2	AISI 316/316L Dual Certified	Special materials
13	2	End connections	LF2	AISI 316/316L Dual Certified	Special materials
14	1	Stop-pin	AISI 316	AISI 316	
16	8	Bolts	L7 + Zinc Plated	B8	Special materials
17	1	Stop washer	AISI 304	AISI 304	AISI 316
18	2	II° Body seals	Graphite	Graphite	Virgin PTFE
ENCAPSULATED SEAT OPTION					
20	2	Seats	“S”	“S”	See seat and seal material table
21	2	Seat Seal	Viton	Viton	See seat and seal material table
22	2	Ring Seat	LF2	AISI 316/316L Dual Certified	Special materials
23	2	Ring Seal	Viton	Viton	See seat and seal material table

RECOMMENDED SPARE PARTS FOR START-UP OR COMMISSIONING



**NPT-BSPP-BSPT**

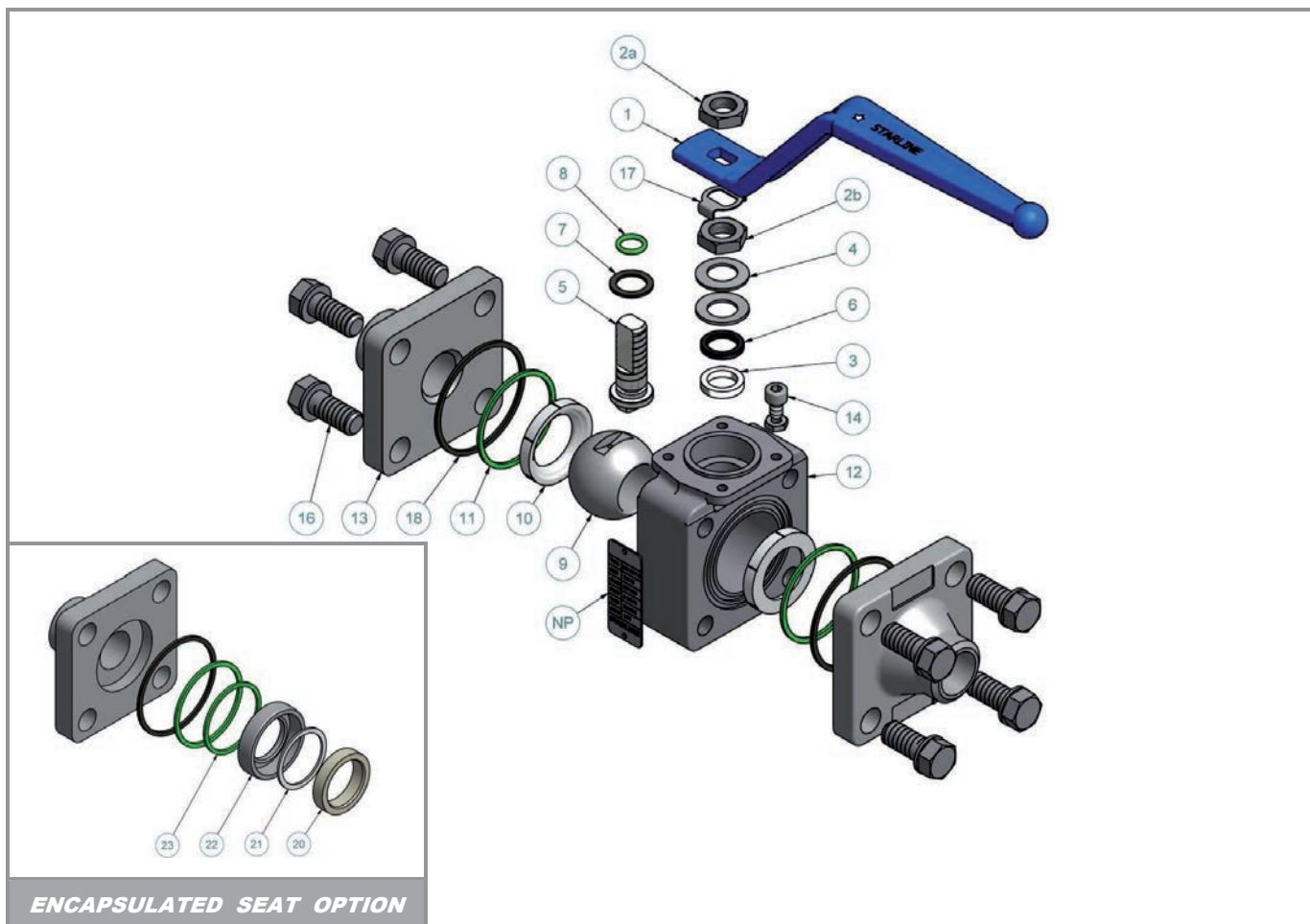


**TOP  
VIEW**

FULL BORE							
VALVE SIZE		DIMENSIONS [ mm ]					WEIGHT [Kg]
NPS	DN	A	BORE	C	E	F	NPT - BSPP - BSPT
		NPT - BSPP - BSPT					
1/4" x 1/4"	08 x 08	75	11.1	79	30.5	144	1
3/8" x 3/8"	10 x 10	75	11.1	79	30.5	144	1
1/2" x 1/2"	15 x 15	80	14.2	81	32.5	144	1.2
3/4" x 3/4"	20 x 20	100	20.5	98	39	172.5	2.3
1" x 1"	25 x 25	110	25.4	100	38	172.5	3.2
1.1/4" x 1.1/4"	32 x 32	120	31.7	110	43.5	218	4.5
1.1/2" x 1.1/2"	40 x 40	140	38	112	47.5	218	5.3

TOP MOUNTING											
VALVE SIZE		DIMENSIONS [ mm ]									ISO 5211
NPS	DN	L	P	S	V	K	G	H	N	M	
1/4" x 1/4"	08 x 08	3.6	5.4	1.5	21	M10x1	5.5	25	36	M5x8	F03
3/8" x 3/8"	10 x 10	3.6	5.4	1.5	21	M10x1	5.5	25	36	M5x8	F03
1/2" x 1/2"	15 x 15	3.6	5.9	1.5	21	M10x1	5.5	25	36	M5x8	F03
3/4" x 3/4"	20 x 20	9	5	1.5	25	M12x1.25	7.5	30	42	M5x8	F04
1" x 1"	25 x 25	10	10	1.5	25	M12x1.25	7.5	30	42	M5x8	F04
1.1/4" x 1.1/4"	32 x 32	13	14	1.5	30	M15x1.5	8.9	35	50	M6x10	F05
1.1/2" x 1.1/2"	40 x 40	14	14	1.5	30	M15X1.5	8.9	35	50	M6x10	F05

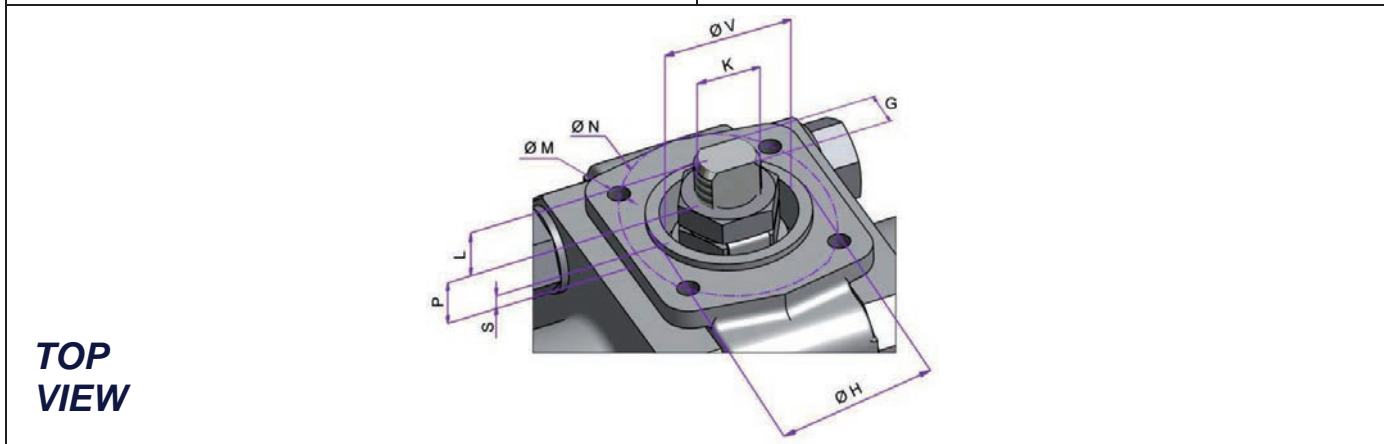
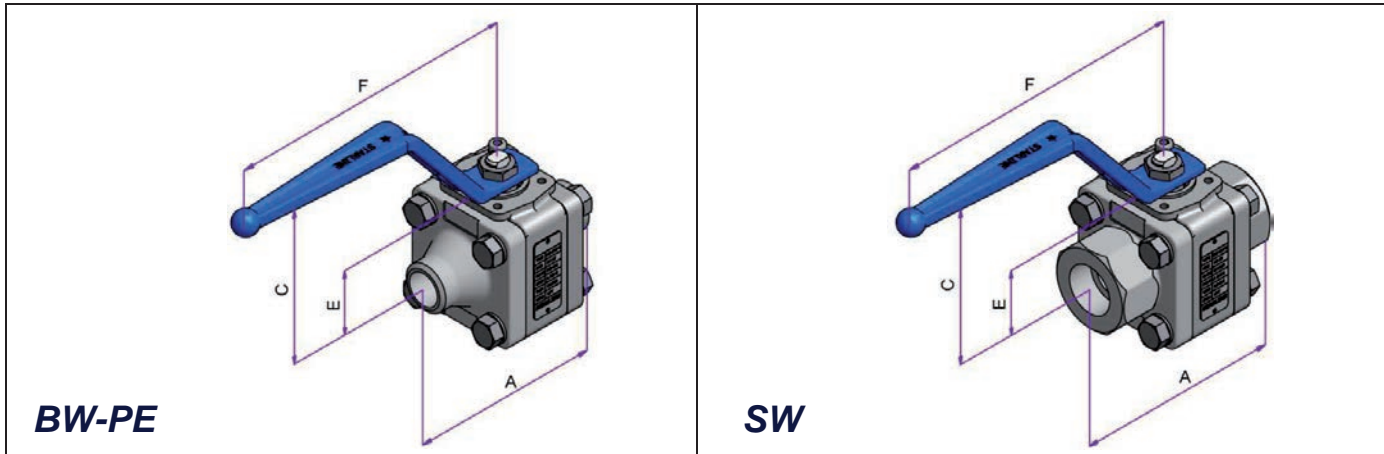
Dimensions and weights are subject to change without notice.  
Face to face dimensions not listed in industry standards are subject to change without notice.



**ENCAPSULATED SEAT OPTION**

ITEM NO.	Q.TY	PART NAME	MATERIAL (LF2/316)	MATERIAL (316/316)	OPTIONS AVAILABLE
NP	1	Name Plate	AISI 316	AISI 316	
1	1	Handle	Carbon Steel + Epoxy Coated	Carbon Steel + Epoxy Coated	AISI 316
2a	2	Handle nut	AISI 304	AISI 304	AISI 316
2b					
3	1	Packing ring	Graphite	Graphite	Virgin/Reinforced PTFE
4	2	Spring washers	AISI 316 Treated	AISI 316 Treated	
5	1	Antistatic stem	AISI 316/316L Dual Certified	AISI 316/316L Dual Certified	Special materials
6	****	Gland packing	AISI 316	AISI 316	
7	1	Thrust washer	PTFE	PTFE	Reinforced PTFE – PEEK
8	1	“O”ring stem	Viton	Viton	See seat and seal material table
9	1	Ball	AISI 316/316L Dual Certified	AISI 316/316L Dual Certified	Special materials
10	2	Seats	“S”	“S”	See seat and seal material table
11	2	I° Body seals	“S”	“S”	See seat and seal material table
12	1	Body	LF2	AISI 316/316L Dual Certified	Special materials
13	2	End connections	LF2	AISI 316/316L Dual Certified	Special materials
14	1	Stop-pin	AISI 316	AISI 316	
16	8	Bolts	L7 + Zinc Plated	B8	Special materials
17	1	Stop washer	AISI 304	AISI 304	AISI 316
18	2	II° Body seals	Graphite	Graphite	Virgin PTFE
<b>ENCAPSULATED SEAT OPTION</b>					
20	2	Seats	“S”	“S”	See seat and seal material table
21	2	Seat Seal	Viton	Viton	See seat and seal material table
22	2	Ring Seat	LF2	AISI 316/316L Dual Certified	Special materials
23	2	Ring Seal	Viton	Viton	See seat and seal material table

RECOMMENDED SPARE PARTS FOR START – UP OR COMMISSIONING

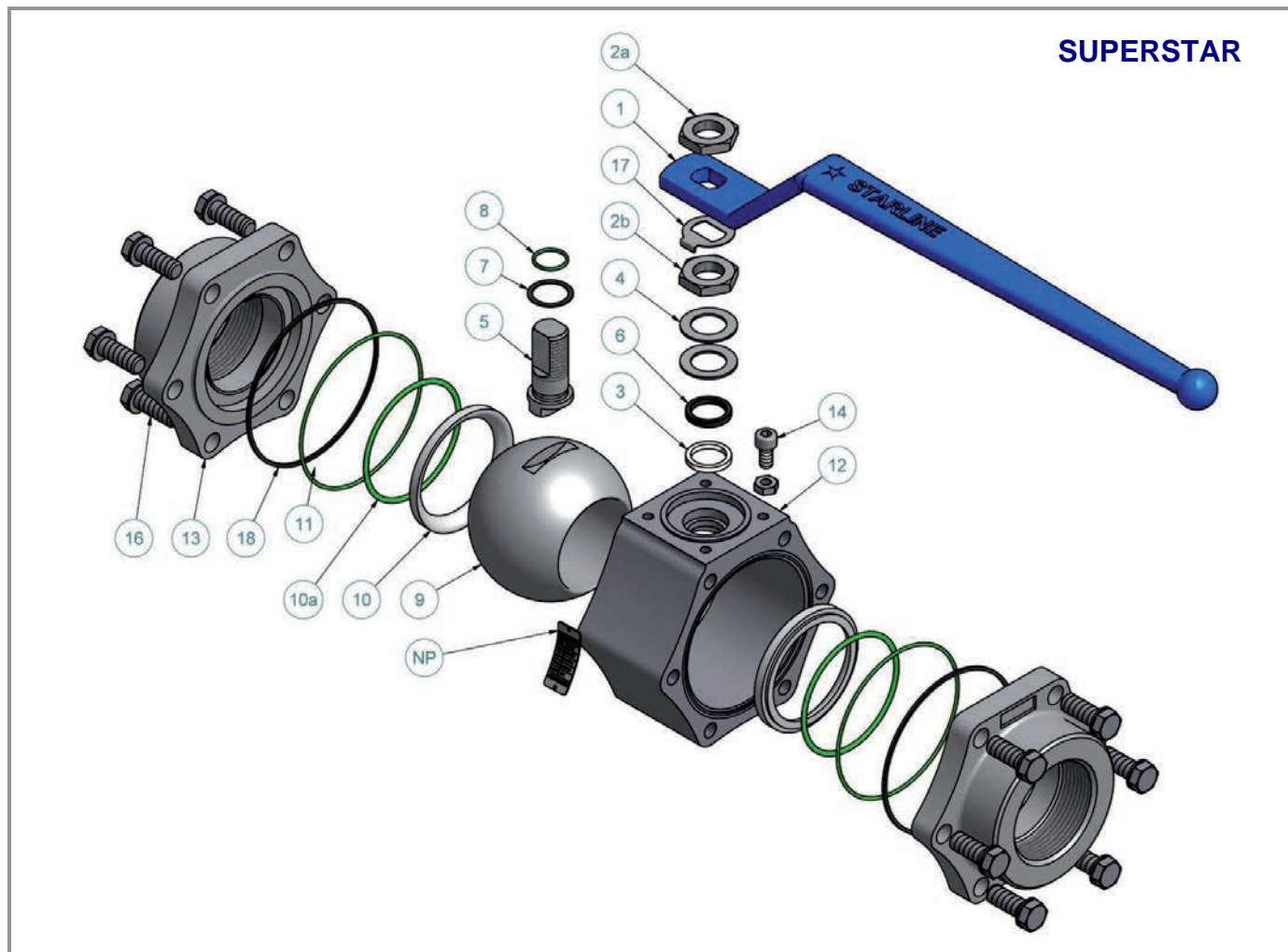


**TOP VIEW**

FULL BORE									
VALVE SIZE		DIMENSIONS [ mm ]						WEIGHT [Kg]	
NPS	DN	A		BORE	C	E	F	SW	BW - PE
		SW	BW - PE						
1/4" x 1/4"	08 x 08	75	75	11.1	79	30.5	144	1	1
3/8" x 3/8"	10 x 10	75	75	11.1	79	30.5	144	1	1
1/2" x 1/2"	15 x 15	80	80	14.2	81	32.5	144	1.2	1.2
3/4" x 3/4"	20 x 20	100	100	20.5	98	39	172.5	2.3	2.3
1" x 1"	25 x 25	110	110	25.4	100	38	172.5	3.2	3.2
1.1/4" x 1.1/4"	32 x 32	120	120	31.7	110	43.5	218	4.5	4.5
1.1/2" x 1.1/2"	40 x 40	140	140	38	112	47.5	218	5.3	5.3

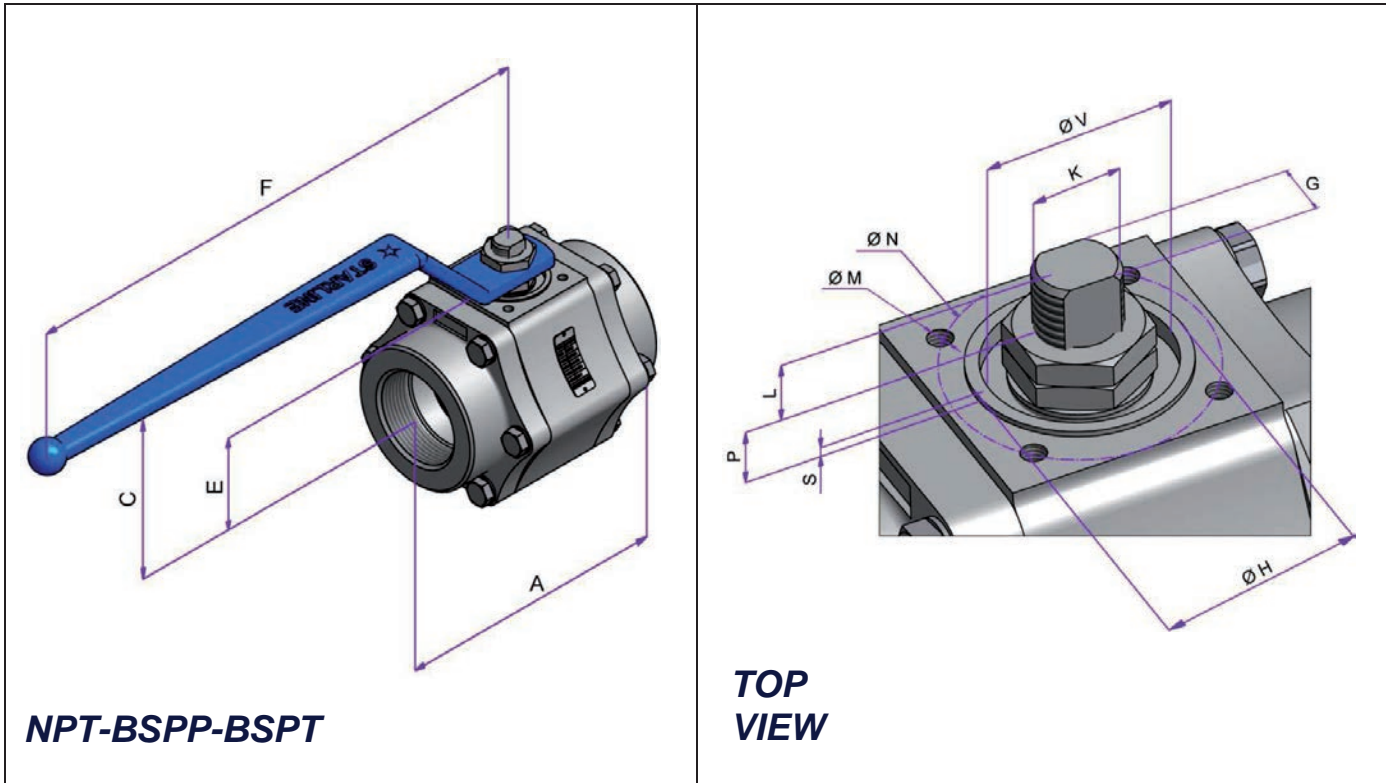
TOP MOUNTING											
VALVE SIZE		DIMENSIONS [ mm ]									ISO 5211
NPS	DN	L	P	S	V	K	G	H	N	M	
1/4" x 1/4"	08 x 08	3.6	5.4	1.5	21	M10x1	5.5	25	36	M5x8	F03
3/8" x 3/8"	10 x 10	3.6	5.4	1.5	21	M10x1	5.5	25	36	M5x8	F03
1/2" x 1/2"	15 x 15	3.6	5.9	1.5	21	M10x1	5.5	25	36	M5x8	F03
3/4" x 3/4"	20 x 20	9	5	1.5	25	M12x1.25	7.5	30	42	M5x8	F04
1" x 1"	25 x 25	10	10	1.5	25	M12x1.25	7.5	30	42	M5x8	F04
1.1/4" x 1.1/4"	32 x 32	13	14	1.5	30	M15x1.5	8.9	35	50	M6x10	F05
1.1/2" x 1.1/2"	40 x 40	14	14	1.5	30	M15x1.5	8.9	35	50	M6x10	F05

Dimensions and weights are subject to change without notice.  
Face to face dimensions not listed in industry standards are subject to change without notice.



ITEM NO.	Q.TY	PART NAME	MATERIAL (LF2/316)	MATERIAL (316/316)	OPTIONS AVAILABLE
NP	1	Name Plate	AISI 316	AISI 316	
1	1	Handle	Carbon Steel + Epoxy Coated	Carbon Steel + Epoxy Coated	AISI 316
2a	2	Handle nut	AISI 304	AISI 304	AISI 316
2b					
3	****	Packing ring	Graphite	Graphite	Virgin/Reinforced PTFE
4	****	Spring washers	AISI 316 Treated	AISI 316 Treated	
5	1	Antistatic stem	AISI 316/316L Dual Certified	AISI 316/316L Dual Certified	Special materials
6	1	Gland packing	AISI 316	AISI 316	
7	1	Thrust washer	PTFE	PTFE	Reinforced PTFE – PEEK
8	****	“O” ring stem	Viton	Viton	See seat and seal material table
9	1	Ball	AISI 316/316L Dual Certified	AISI 316/316L Dual Certified	Special materials
10	2	Seats	“S”	“S”	See seat and seal material table
10a	2	Seats gasket	Viton	Viton	See seat and seal material table
11	2	I° Body seals	“S”	“S”	See seat and seal material table
12	1	Body	LF2	AISI 316/316L Dual Certified	Special materials
13	2	End connections	LF2	AISI 316/316L Dual Certified	Special materials
14	1	Stop-pin	AISI 316	AISI 316	
16	****	Bolts	L7 + Zinc Plated	B8	Special materials
17	****	Stop washer	AISI 304	AISI 304	AISI 316
18	2	II° Body seals	Graphite	Graphite	Virgin PTFE

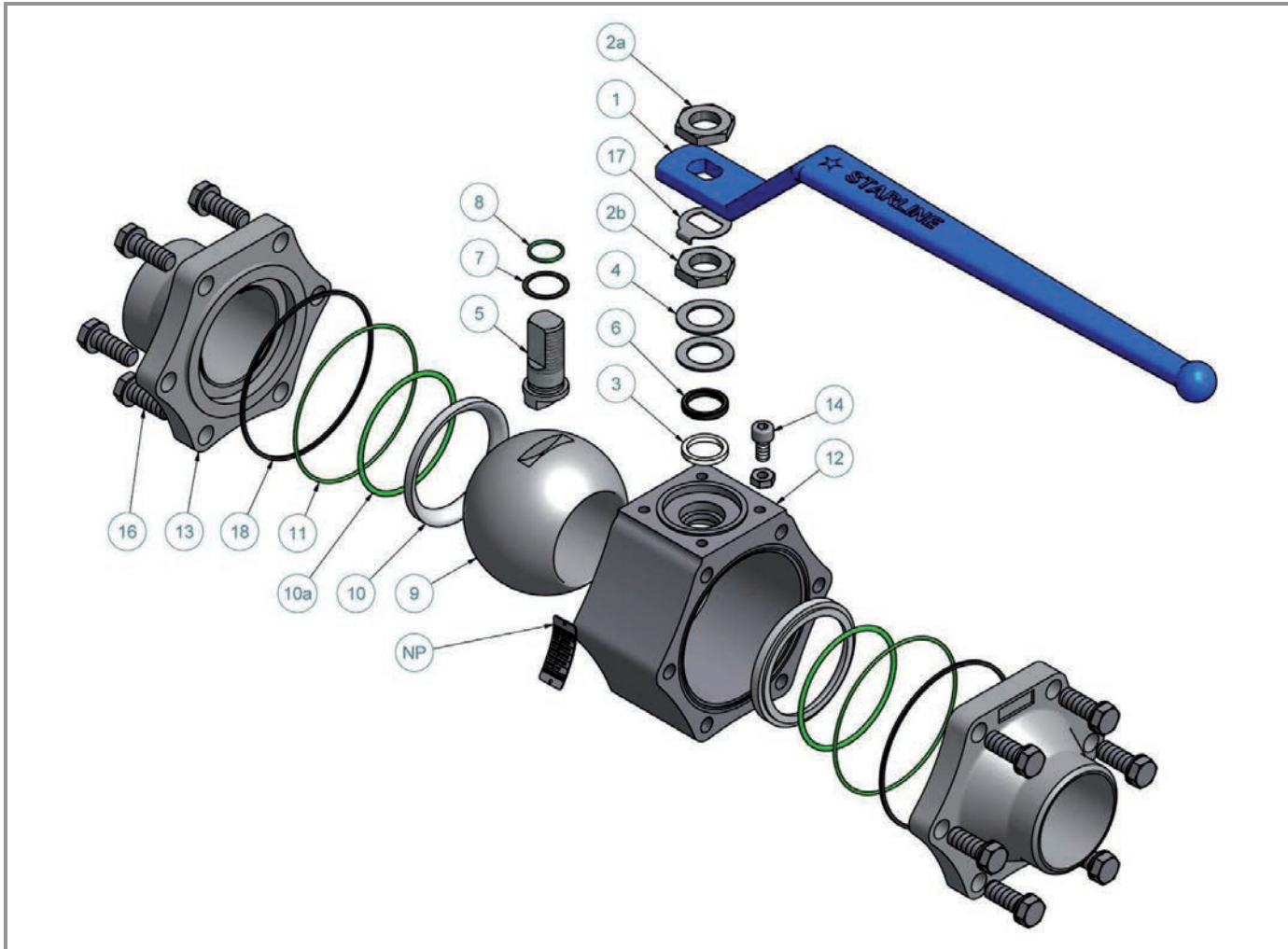
RECOMMENDED SPARE PARTS FOR START – UP OR COMMISSIONING



FULL BORE							
VALVE SIZE		DIMENSIONS [ mm ]					WEIGHT [Kg]
NPS	DN	A	BORE	C	E	F	NPT-BSPP-BSPT
		NPT-BSPP-BSPT					
2" x 2"	50 x 50	141	49	122	58.7	218	7
2.1/2" x 2.1/2"	65 x 65	170	62	136	70	420	14
3" x 3"	80 x 80	305	76	150	87	420	26.5

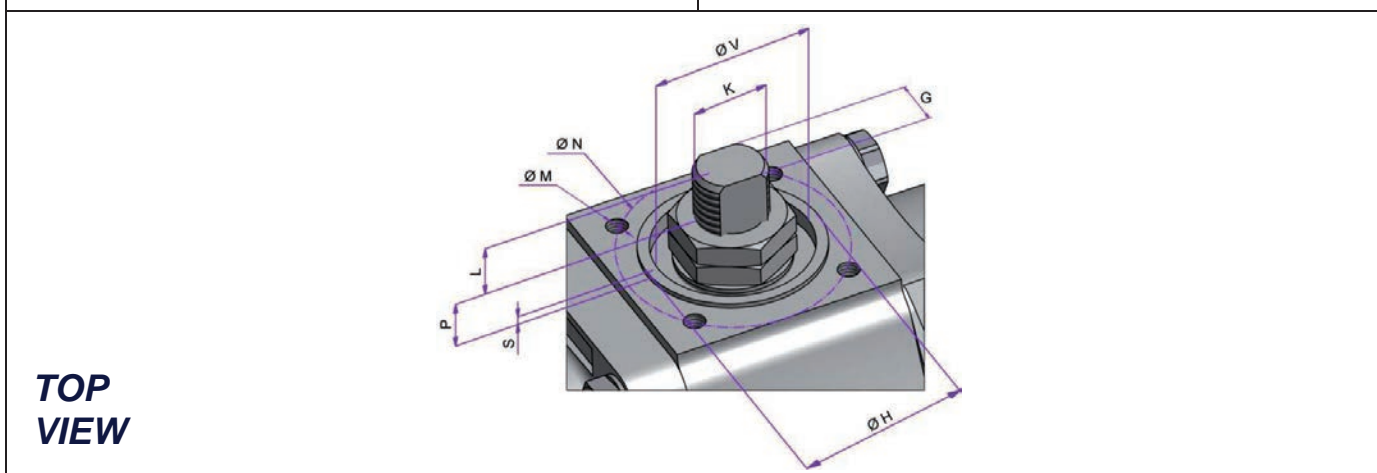
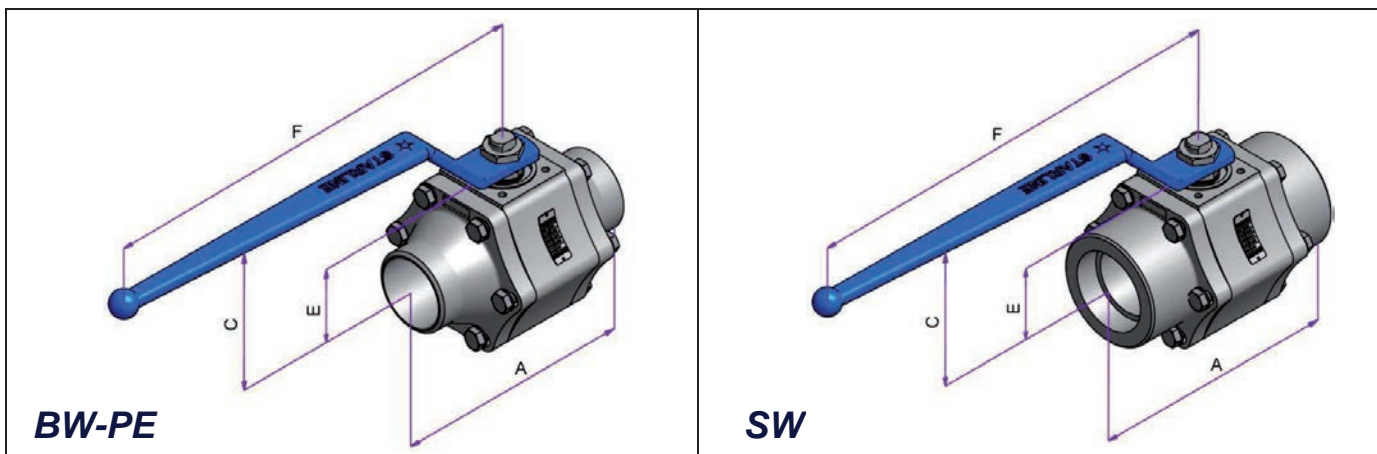
TOP MOUNTING											
VALVE SIZE		DIMENSIONS [ mm ]									ISO 5211
NPS	DN	L	P	S	V	K	G	H	N	M	
2" x 2"	50 x 50	12.5	12.5	1.5	30	M15x1.5	8.9	35	50	M6x10	F05
2.1/2" x 2.1/2"	65 x 65	17	18	1.5	48	M22x1.5	16	55	70	M8x12	F07
3" x 3"	80 x 80	15	22.5	1.5	48	M24x2	18	55	70	M8x12	F07

Dimensions and weights are subject to change without notice.  
Face to face dimensions not listed in industry standards are subject to change without notice.



ITEM NO.	Q.TY	PART NAME	MATERIAL (LF2/316)	MATERIAL (316/316)	OPTIONS AVAILABLE
NP	1	Name Plate	AISI 316	AISI 316	
1	1	Handle	Carbon Steel + Epoxy Coated	Carbon Steel + Epoxy Coated	AISI 316
2a	2	Handle nut	AISI 304	AISI 304	AISI 316
2b					
3	****	Packing ring	Graphite	Graphite	Virgin/Reinforced PTFE
4	****	Spring washers	AISI 316 Treated	AISI 316 Treated	
5	1	Antistatic stem	AISI 316/316L Dual Certified	AISI 316/316L Dual Certified	Special materials
6	1	Gland packing	AISI 316	AISI 316	
7	1	Thrust washer	PTFE	PTFE	Reinforced PTFE – PEEK
8	****	“O” ring stem	Viton	Viton	See seat and seal material table
9	1	Ball	AISI 316/316L Dual Certified	AISI 316/316L Dual Certified	Special materials
10	2	Seats	“S”	“S”	See seat and seal material table
10a	2	Seats gasket	Viton	Viton	See seat and seal material table
11	2	I° Body seals	“S”	“S”	See seat and seal material table
12	1	Body	LF2	AISI 316/316L Dual Certified	Special materials
13	2	End connections	LF2	AISI 316/316L Dual Certified	Special materials
14	1	Stop-pin	AISI 316	AISI 316	
16	****	Bolts	L7 + Zinc Plated	B8	Special materials
17	****	Stop washer	AISI 304	AISI 304	AISI 316
18	2	II° Body seals	Graphite	Graphite	Virgin PTFE

RECOMMENDED SPARE PARTS FOR START – UP OR COMMISSIONING



**TOP VIEW**

FULL BORE									
VALVE SIZE		DIMENSIONS [ mm ]						WEIGHT [Kg]	
NPS	DN	A		BORE	C	E	F	SW	BW - PE
		SW	BW - PE						
2" x 2"	50 x 50	191	191	49	122	58.7	218	7	7
2.1/2" x 2.1/2"	65 x 65	210	210	62	136	70	420	14	14
3" x 3"	80 x 80	305	305	76	150	87	420	26.5	26.5

TOP MOUNTING											
VALVE SIZE		DIMENSIONS [ mm ]									ISO 5211
NPS	DN	L	P	S	V	K	G	H	N	M	
2" x 2"	50 x 50	12.5	12.5	1.5	30	M15x1.5	8.9	35	50	M6x10	F05
2.1/2" x 2.1/2"	65 x 65	17	18	1.5	48	M22x1.5	16	55	70	M8x12	F07
3" x 3"	80 x 80	15	22.5	1.5	48	M24x2	18	55	70	M8x12	F07

Dimensions and weights are subject to change without notice.  
Face to face dimensions not listed in industry standards are subject to change without notice.