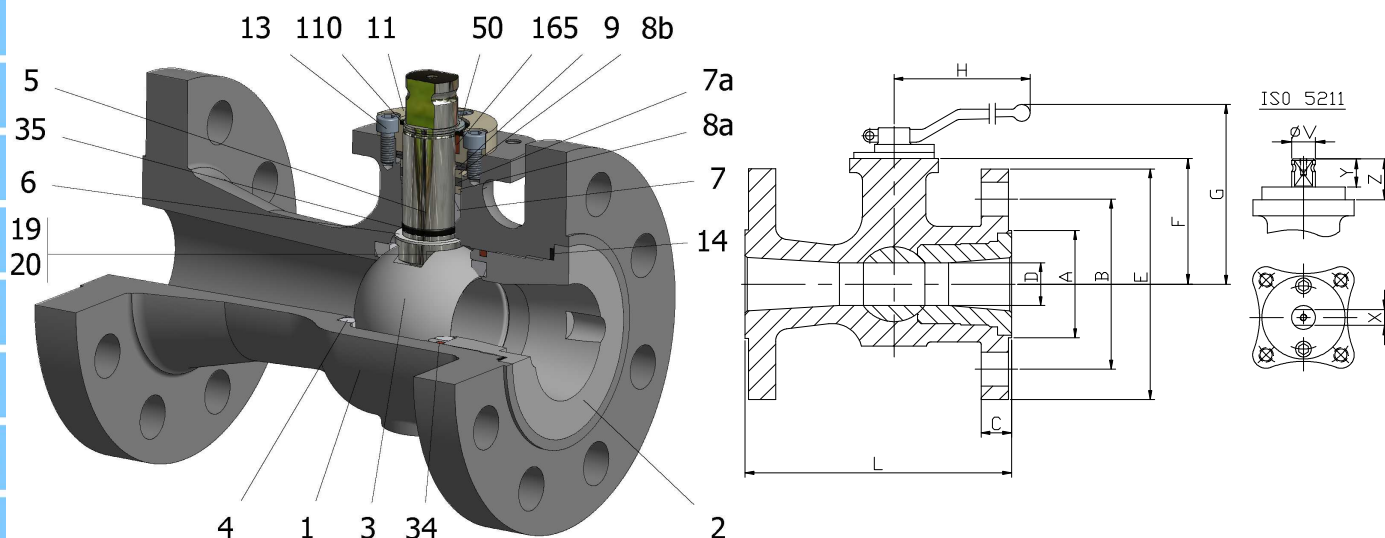


FIG.ZRB 36 RRGVV CL300 1"-6"



Position	Description	Material
01	Body 1	S.S. A351 CF8M
02	Body 2	S.S. AISI 316
03	Ball	S.S. A351 CF8M
04	Seat	PTFE+FG
05	Stem	S.S. AISI 316
06	Stem seal	PTFE+FG
07	Stem packing 1	PTFE+FG
07a	Stem packing 2	Graphite
08a	Gland packing	S.S. AISI 316
08b	Gland packing 1	S.S. AISI 316
09	Spring washer	S.S. AISI 301
11	Cover	S.S. A351 CF8M
13	Cover bolt	S.S. (316)
14	Body seal 1	Graphite
16	Handle	WCB
17	Handle bolt	1.045(8.8)
19	Spring	S.S. AISI 316
20	Antistatic ball	S.S. AISI 316
34	Body seal 2	FKM
35	O ring stem	FKM
50	Subiection ring	S.S. AISI 420
110	Subiection ring seal	S.S. AISI 316 Nitrided
165	Stem bearing	PTFE+FG

General features

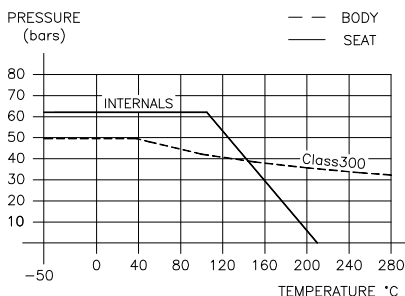
- Floating ball.
- End entry.
- Reduced bore.
- Soft seat.
- Bidirectional.
- Anti Blow out proof stem.
- Autoadjustable packing.
- Anti static device.
- Self-cavity pressure relief.

Standards


- Top flange ISO 5211
- Flanges ANSI B16.5
- Face to face ANSI B16.10
- Testing API 598, API 6D, BS 6755-1
- Design API 6D, B16.34
- Materials according to NACE MR0175

Official approvals

- CERTIFICATE FIRE SAFE
- TA-LUFT
- ATEX 94-9EC
- API 6D.
- PED 97/23/CE.
- SIL 3 CAPABLE
- EN 161/EN 264



PEKOS GROUP CERTIFICATES:



DIMENSIONS & Technical information

DN	CL	D	L	E	A	B	C	F	H	G	V	X	Y	Z	n x d	ISO 5211	Torque	MAST	Weight
1"	300	20	165	125	51	89	18	47	185	110	14	11	11	13,5	4 x 19	F05	19	42,4	4,8
1 1/2"	300	32	190	155	73	114	22	57	185	120	18	14	17	19,5	4 x 22	F05	22	92,2	8,2
2"	300	40	216	165	92	127	23	75	293	147	22	17	20	30	8 x 19	F07	49	244,3	11,5
3"	300	65	282	210	127	168	29	96	293	168	22	17	20	30	8 x 22	F07	105	244,3	22,5
4"	300	80	305	255	157	200	32	114	350	204	28	22	22	40	8 x 22	F10	176	509,7	37,5
6"	300	111	403	320	216	270	37	149	740	261	36	27	35	50	12 x 22	F12	310	1047,2	72,4

** Depending on service conditions.

* Dimensions are in mm.

* Torque & MAST are in Nm

* Weight is in Kilogram

* Torque values have been measured ΔP at maximum rating at room temperature